




Tour Information



Cathedrals and Churches of the West Midlands





The tour commences and concludes at the **George Hotel, Lichfield.**

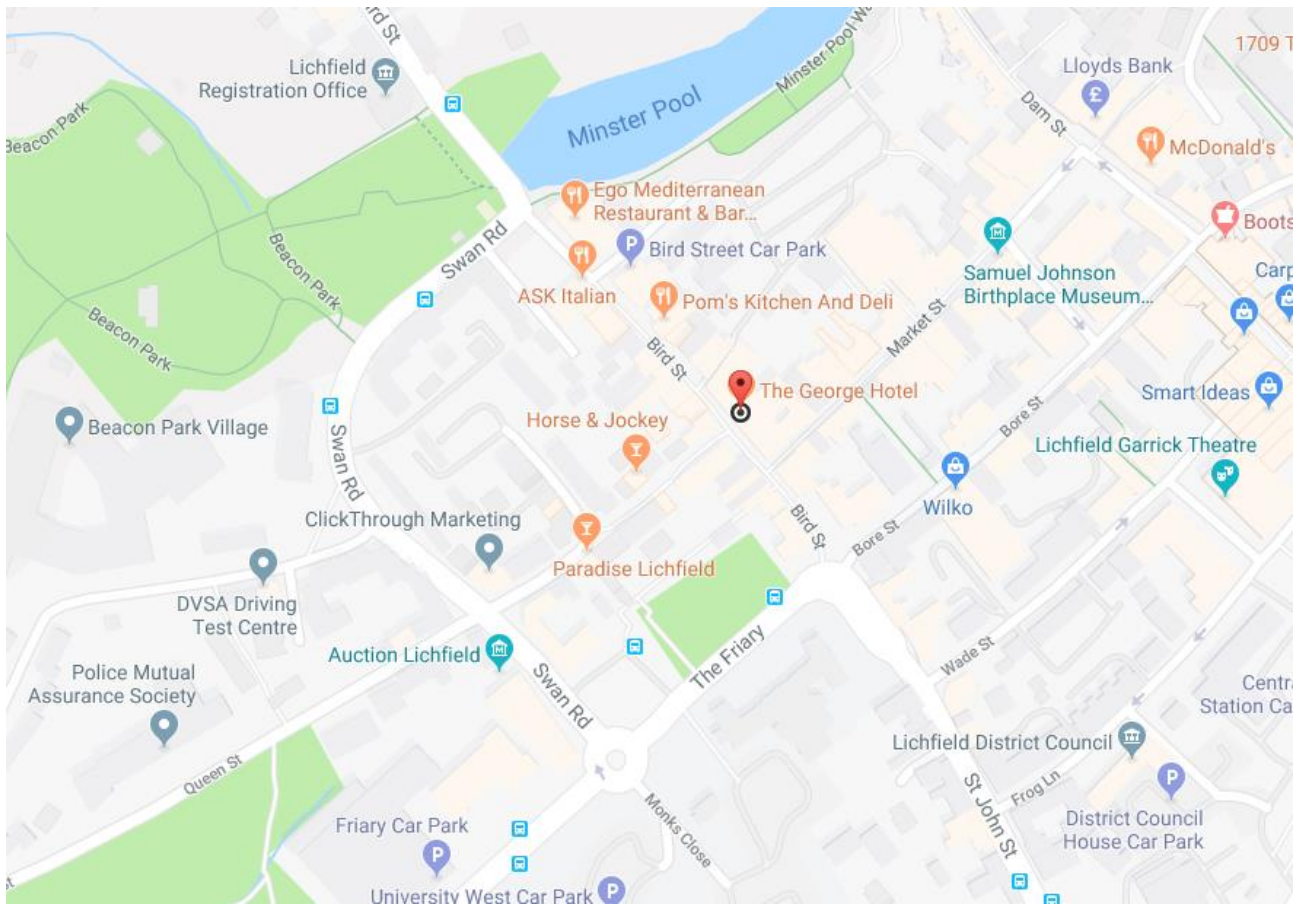
Bird Street

Lichfield

WS13 6PR

Tel: 01543 414822

Please note that transport to the hotel is not included in the price of the tour.



Transport

If you are travelling by car: From the M6 Toll Road

From the North:

Join the M6 Toll at Junction 11a of the M6. Exit at T5 on to the A5148. Take the first exit to the roundabout on to the A5026. Go over two sets of traffic lights. At the small roundabout turn right and where the road bends left into Beacon Street, turn right (signposted for the public car park). As you enter the car park turn right and the hotel car park is on your right.

From the South:

Join the M6 Toll at Junction 7a of the M42 or junction 4a of the M6. Exit at T4. At roundabout take the second exit on to the A38. At the next roundabout go straight over on to the A5026 which leads to the A51 and Lichfield city centre. Go over two sets of traffic lights. At the small roundabout, turn right and where

the road bends left into Beacon Street, turn right (signposted for the public car park). As you enter the car park turn right and the hotel car park is on your right.

To programme your sat-nav, please use the postcode WS13 6PW.

Although car parking is free for guests of the hotel, please note that you do need to register for a permit for your car at Reception.

If you are travelling by train: On leaving Lichfield City railway station immediately cross the road and turn left. At the traffic lights turn right. Where the road bends to the left, continue into the pedestrianised area. You will see The George hotel on your right.



Accommodation

Best Western George Hotel

Experience the difference at The George, a family owned and run hotel set right in the heart of the historic city of Lichfield. Full of character, you'll love the warm and friendly atmosphere of this charming Georgian coaching inn which combines traditional hospitality with the best of modern amenities and a classic contemporary style. The hotel offers a restaurant and comfortable lounge bar. Bedrooms are en-suite with bath/shower, TV, telephone, wifi, hairdryer and tea/coffee making facilities. Complimentary car parking is available on-site at the hotel.

More information can be found via the hotel's website:

<https://www.thegeorgelichfield.co.uk/>

Check-in and departure from the hotel

On the day of arrival you will be able to check-in at the hotel from 15.00, and the tour manager will meet you in the evening at the welcome reception.

On the last day, the tour will finish at approximately 17.00 so you should check with your tour manager, or the hotel reception, where luggage should be stored until your departure.

Extra nights

If you have booked to stay an extra night at the hotel, this is on bed and breakfast basis and check out from the hotel is at 11.00.

Dining

On the first night, there will be a welcome reception followed by a private dinner with wine. On the second and third night, dinner is provided at the hotel and included in the price of the tour. Breakfast on all days of your stay is included in the price. Meals other than these stated are not included.

Special requests

If you haven't already done so, please notify Travel Editions of any special requests as soon as possible to allow sufficient time to make the necessary arrangements.



Places Visited

Lichfield Cathedral

Here you can discover over 1300 years of history in the only medieval three-spired Cathedral in the UK! See a medieval wall painting, the famous Herkenrode stained glass, the Lichfield Angel and much more.

<https://www.lichfield-cathedral.org/>

Church of the Holy Angels, Hoar Cross

The building of the Church of the Holy Angels is the story of the love and devotion of a grieving young aristocratic widow and her lifelong collaboration with one of the foremost church architects of the late nineteenth century. The Hon.Emily Meynell Ingram was the daughter of Viscount Halifax and was widowed after seven years of marriage. She decided to build a memorial to her late husband Hugo on land adjacent to her home, Hoar Cross Hall. Through the help of her brother Charles, the leading layman of the High Church wing of the Church of England, she chose George Frederick Bodley and his partner Thomas Garner as her architects.

<http://www.holyangels.co.uk>

Tutbury Priory

The Church was founded as a Benedictine Priory by Henry de Ferrers, and completed in 1089. It was in memory of King William the Conqueror and his wife Queen Matilda of Flanders - in memory also of his own parents, and in thanksgiving for his own family: 'in honour of holy Mary, the Mother of God ... and for the soul of King William and Queen Mathilda, and for the health of my father and mother, and my wife Berta, and my sons, Engenulph, William and Robert, and my daughters and all my ancestors and friends.'

<http://tutburystmarys.org/>

St Giles Catholic Church

St Giles Catholic Church in Cheadle, Staffordshire is considered to be the finest of all the churches built by the celebrated nineteenth century architect and designer A W N Pugin.

<https://www.stgilesheadle.org.uk/>

St Mary's Ingestre Parish Church

The present church was built by Walter Chetwynd to a design attributed to Sir Christopher Wren. This is backed up by the existence of a drawing by Sir Christopher Wren labelled Mr Chetwynd's Tower, now in a collection of Wren drawings in the Victoria and Albert Museum. Walter Chetwynd was a friend of Sir Christopher Wren and both were members of the Royal Society. The foundations were laid in 1673 and the building was finished in 1676 and consecrated in August 1677 with the Bishop baptising a child, churching a woman, joining a couple in matrimony and burying another, all on the same day. The idea was to emphasise that this was a Parish Church, and not a private Chapel for the Chetwynd family.

<http://www.stmaryschurch-ingestre.co.uk>

Warwick St Marys Church

St Mary's Church is an historic landmark, tourist attraction and busy parish church which is set in the ancient town of Warwick. People have worshipped on this site for over 1,000 years and is one of the largest churches in Britain.

<http://www.stmaryswarwick.org.uk/>

Coventry Cathedral

The place we call 'Coventry Cathedral' is in fact two buildings that lie at the very heart of the city of Coventry. The Ruins of the 'old Cathedral' are the remains of a medieval parish church, consecrated to be the Cathedral of the new Diocese of Coventry in 1918. In a little over 20 years, this building would be destroyed by enemy air attack in the Second World War. Rather than sweeping away the ruins or rebuilding a replica of the former church, inspired by the message of Christ for reconciliation, the then leaders of the Cathedral Community took the courageous step to build a new Cathedral and preserve the remains of the old Cathedral as a moving reminder of the folly and waste of war.

<http://www.coventrycathedral.org.uk>

Holy Trinity Church

Holy Trinity is the only complete medieval church in Coventry and one of the largest medieval parish churches in England. With a spire of 72 metres (237 feet) and length of 59 metres (194 feet) it is almost cathedral in size. It has changed greatly through its 900-year history: practically destroyed by fire in 1257, it has been rebuilt, extended and redecorated as religious styles and theologies have passed through Coventry.

https://www.coventry.gov.uk/directory_record/5744/holy_trinity_church

Berkswell St John's Church

St John the Baptist, Berkswell, is a Norman parish church containing one of the finest crypts in the country. The church is a Grade 1 Listed Building and is featured in England's Thousand Best Churches by Simon Jenkins.

<https://www.ourwarwickshire.org.uk/content/article/st-john-baptist-church-berkswell>

Birmingham St Philips Anglican Cathedral

Consecrated as the parish church of St Philip's on the 4 October 1715. A Grade 1 listed building, it is a rare and very fine example of English Baroque architecture. It was designed by Thomas Archer, a Warwickshire man who had held an important position at the court of Queen Anne. Archer was inspired by the wonderful, elegant buildings he had seen on a Grand Tour of Europe.

<http://www.birminghamcathedral.com>

Shrewsbury Roman Catholic Cathedral

The building of the cathedral was originally commissioned by John Talbot, 16th Earl of Shrewsbury, the intended architect being Augustus Welby Northmore Pugin but both men died in 1852 before the work was expected to start. The succeeding nephew, the 17th Earl, Bertram Talbot offered to fund the building of the cathedral from which the new diocese of Shrewsbury would be based. The cathedral's design was taken over by Edward Pugin (the son of Augustus). Originally, a larger cathedral with a tall spire was planned. However, two years into the building of the cathedral, a stratum of sand was discovered very close to the building's foundations, causing them to be weaker than expected, so the spire had to be abandoned and the building scaled down.

<http://www.shrewsburycathedral.org>

Shrewsbury Abbey

There has been a place of worship on this site since Anglo-Saxon times. The Abbey was founded as a Benedictine Monastery by Roger de Montgomery in 1083 on the site of an existing Saxon church. After the dissolution of the monasteries in the reign of King Henry VIII the part of the Abbey building which survived continued as a Parish Church - as it is to this day.

<http://shrewsburyabbey.com/>

Tong St Bartholomew's Church

A 15th-century church in the village of Tong, Shropshire, England, notable for its architecture and fittings, including its fan vaulting in a side chapel, rare in Shropshire, and its numerous tombs. It was built on the site of a former parish church and was constructed as a collegiate church and chantry on the initiative of Isabel Lingen, who acquired the advowson from Shrewsbury Abbey and additional endowments through royal support. Patronage remained with the lords of the manor of Tong, who resided at nearby Tong Castle, a short distance to the south-west, and the tombs and memorials mostly represent these families, particularly the Vernons of Haddon Hall, who held the lordship for more than a century. Later patrons, mostly of landed gentry origin, added further memorials, including the Stanley Monument which is inscribed with epitaphs specially written by William Shakespeare.

<http://www.tong-church.org.uk/>

Your Guide

Mike Hope, author, lecturer, curator and designer, spent over twenty-five years in senior posts at four universities. He is a regular lecturer and tutor at Dillington House and the Marlborough College Summer School.



Alongside an extensive publication list, he has researched, designed and curated many exhibitions, in Britain and abroad.

He is a guest academic lecturer for Travel Editions Art & History Abroad programmes. In addition to their cultural tours abroad, he has just embarked on an ambitious five - year programme of tours (in conjunction with Travel Editions) to run specialist visits to all 100 of the Church of England and Roman Catholic Cathedrals plus the Major Abbeys and Churches of England.

He specialises in Art, Architectural and Design History, the Mediaeval period, The Arts & Crafts Movement, Art Nouveau, Art Deco, Modernism, Stained Glass, Churches and Cathedrals, and the English Country House and Garden.

His current research projects include: the life and work of Robert Anning-Bell; Antwerp – City of Art Nouveau: The Golden Triangle and Beyond; Millennium Stained Glass Windows; The Latest Country Houses.

Mike will give the following talks during the tour:

‘Pugin, the Gothic Revival and the West Midlands’.


‘A history of Stained Glass’

Practical Information






Tour manager - Your tour manager will be on hand throughout the tour to ensure that everything operates according to plan. If you have any problems or questions please see him or her immediately – it is often possible to resolve complaints or problems very quickly on the spot, and do everything to help you enjoy your holiday.

Tipping –To keep our tours affordable, we do not increase the tour price by adding in tips. However, in the tourism industry, there is a certain level of expectation that when receiving a good service, one does award with a tip. Tour Managers, Representatives, Guides and Drivers appreciate a tip at the end of their involvement with the tour, but this is entirely at your discretion. We believe in allowing you to tip according to your level of satisfaction with their services.

Walking Content – This tour has been graded a 5 out of 5 for walking difficulty.

Walking difficulty: 

Please see the below key for an explanation of the footprint symbols:

Very little walking involved	
Relaxed easy pace, mainly walking from coach to site	
Some walking between sites, good, flat walking surfaces	
Walking between sites, lots of standing for viewings	
On your feet all day, uneven terrain (cobblestones etc)	

Insurance

Although this is a UK holiday please note that, should you cancel your holiday, the amount paid is non-refundable. For this reason you may wish to take out insurance just in case an unforeseen event caused you to have to cancel the tour. As well as covering cancellations, your travel insurance will also cover your baggage and personal belongings in case they are lost or stolen.

Emergencies

Should an emergency arise, please call our offices on:

020 7251 0045

Outside office hours (Mon-Fri 0900-1700), telephone our emergency staff on:

07841 023807

PLEASE USE THESE NUMBERS ONLY IN THE EVENT OF A GENUINE EMERGENCY.

Travel Editions
3 Young's Buildings, London EC1V 9DB
Tel: 020 7251 0045
Email: tours@traveleditions.co.uk www.traveleditions.co.uk

PLEASE NOTE: THIS INFORMATION IS CORRECT AT THE TIME OF PRINTING. IT IS MEANT AS A GUIDE ONLY
AND WE CANNOT ACCEPT RESPONSIBILITY FOR ERRORS OR SUBSEQUENT CHANGES