



Tour Information



Grand Private Houses





The tour commences and concludes at the **Jury's Inn Cheltenham**.

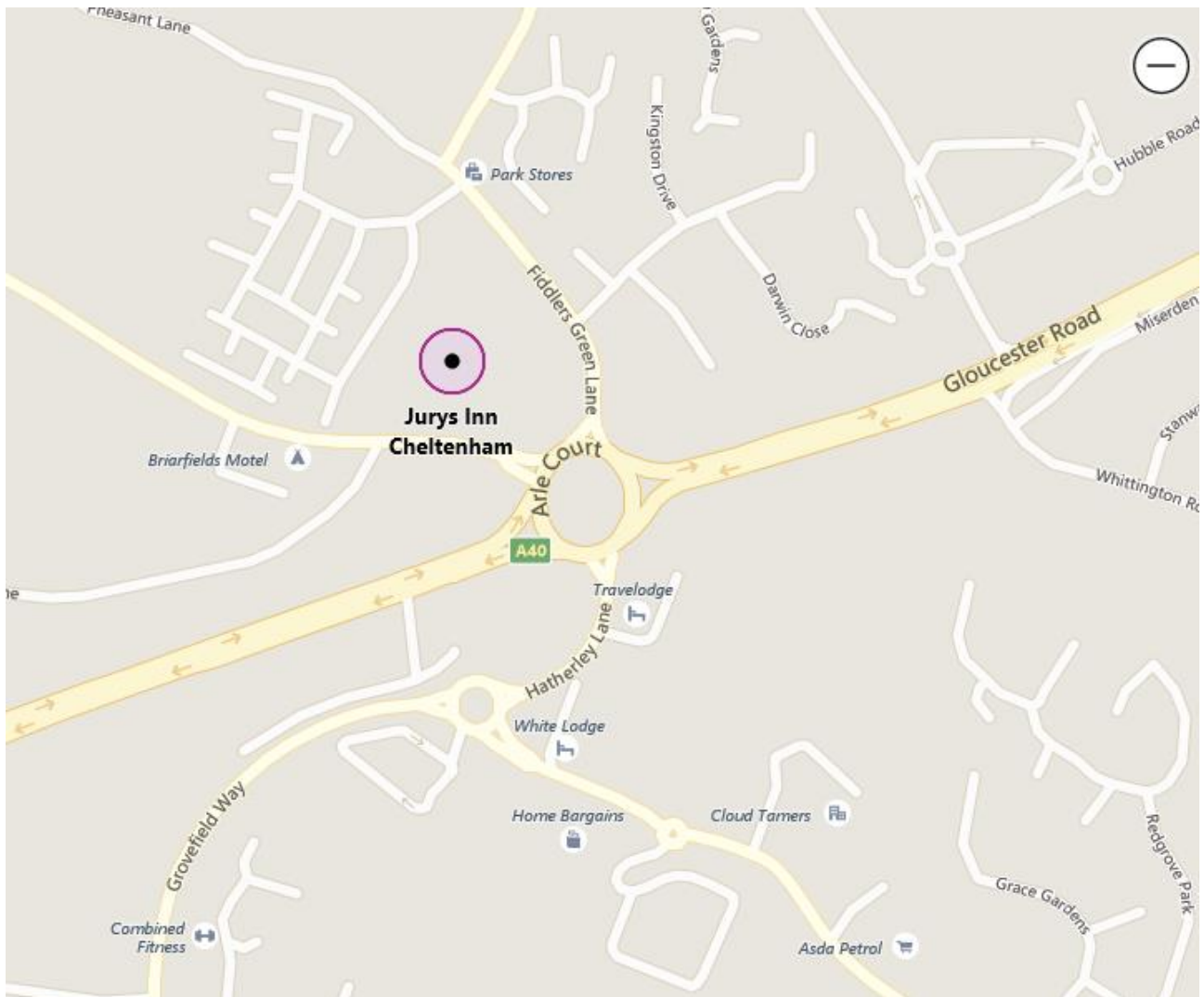
Gloucester Road

Cheltenham

GL51 0TS

Tel: 0871 376 9013 / +44 845 305 8313

Please note that transport to the hotel is not included in the price of the tour.



Transport

If you are travelling by car: Leave the M5 at junction 11 and take the A40 towards Cheltenham. At the next roundabout take the second exit; Thistle Cheltenham is immediately on the left. We have 220 parking spaces available on-site for a small additional charge for all overnight guests. To programme your sat-nav, please use the postcode GL51 0TS.

If you are travelling by train: Cheltenham railway station is 1.5 miles from the hotel.



Accommodation

Jury's Inn Cheltenham Hotel

Located in the Cotswolds, close to the historic town of Cheltenham, and set within its own landscaped gardens the four-star Jurys Inn Cheltenham offers a restaurant, bar, indoor pool and health club. Bedrooms are en-suite with bath/shower, TV, telephone, wifi, safe, hairdryer and tea/coffee making facilities. Complimentary car parking is available on-site at the hotel.

More information can be found via the hotel's website:

<https://www.jurysinns.com/hotels/cheltenham>

Check-in and departure from the hotel

On the day of arrival you will be able to check-in at the hotel from 14.00, and the tour manager will meet you in the evening at the welcome reception.

On the last day, the tour will not finish at approximately 18.00 so you should check with your tour manager, or the hotel reception, where luggage should be stored until your departure.

Extra nights

If you have booked to stay an extra night at the hotel, this is on bed and breakfast basis and check out from the hotel is at 12.00.

Dining

On the first and second night, dinner is provided at the hotel and included in the price of the tour. Breakfast on all days of your stay is included in the price as well as one two-course lunch, but meals other than these stated are not included.

Special requests

If you haven't already done so, please notify Travel Editions of any special requests as soon as possible to allow sufficient time to make the necessary arrangements.



Places Visited

Berkeley Castle

The Berkeley Family are the only English family still in existence in England that can trace its ancestors from father to son back to Saxon times. The Castle is the oldest building in the country to be inhabited by the same family who built it. For centuries, the Berkeleys were close to the throne, able administrators and fighters who supported their king or queen (as long as they could), backed the winning side, and married well. The Castle, naturally enough, is full of stories. The contents of the castle have been chosen and collected by members of the Berkeley family throughout the centuries and reflect the history of their home. Located within 6,000 acres, the castle also has a medieval deer park.

<http://www.berkeley-castle.com/index.php>

Madresfield House

Madresfield Court is the ancestral home of the Lygon family, the eldest son of which bore the title Earl Beauchamp between 1815 and 1979, when the eighth and last Earl died. The house contains outstanding collections of furniture, pictures, porcelain and objets d'art, and a wonderful library designed by C.R. Ashbee. It is particularly a centre of the Arts and Crafts movement. The Chapel, commissioned from Birmingham artists and craftsmen in 1902, is widely regarded as the most complete, and perhaps the most lovely of all British Arts and Crafts achievements. Fittings and other commissions from the period are scattered throughout the house. The house has strong connections with Evelyn Waugh who visited frequently. In *Brideshead Revisited*, his imaginary house (especially the Chapel) was partly modelled on Madresfield, and most of the main characters are drawn from members of the Lygon family. The extent and quality of the collections in the house have become increasingly recognised, most recently by Simon Jenkins who rated Madresfield among the 50 best in his book on 1000 Historic Houses. The Elmley Foundation assists with conservation, research and archiving of the house's historical records.

http://www.elmley.org.uk/pages/madresfield_court.asp

Kentchurch Court

Kentchurch Court is considered to be one of the most important historic houses in England. It is also the ancestral home of the Scudamore family. Nestling under Garway Hill in the Monnow Valley, Kentchurch Court has been in the Lucas-Scudamore family for almost 1,000 years. The current house dates to the 14th century although the family can trace its roots back further to 1042, when Ralph Scudamore came over to Herefordshire from Normandy, building a castle in Ewyas Harold for Edward the Confessor. Kentchurch Court forms part of a wider estate covering some 5,000 acres. It is first and foremost a family home, run by Jan Lucas-Scudamore and her family, who are the current custodians from a long line of Scudamores that have lived in this famous house.

<http://kentchurchcourt.co.uk/>

Croft Castle

The Croft estate was founded by a Norman knight, Bernard the Bearded around 1055. Under orders from Edward the Confessor, Bernard built the first Croft Mote and Bailey castle to protect the English borders from the troublesome Welsh.

<https://www.nationaltrust.org.uk/croft-castle-and-parkland>

Your guide

Mike Stone will be your guide/lecturer throughout the tour. Mike is an archaeologist, historian and qualified Blue Badge guide who has many years' experience leading tours.



Mike will give the following talk:


"The Great Families and Estates of Lygon, Scudamore and Berkeley from the 11th to the 20th Century".

Practical Information






Tour manager - Your tour manager will be on hand throughout the tour to ensure that everything operates according to plan. If you have any problems or questions please see him or her immediately – it is often possible to resolve complaints or problems very quickly on the spot, and do everything to help you enjoy your holiday.

Tipping –To keep our tours affordable, we do not increase the tour price by adding in tips. However, in the tourism industry, there is a certain level of expectation that when receiving a good service, one does award with a tip. Tour Managers, Representatives, Guides and Drivers appreciate a tip at the end of their involvement with the tour, but this is entirely at your discretion. We believe in allowing you to tip according to your level of satisfaction with their services.

Walking Content – This tour has been graded a 3 out of 5 for walking difficulty.

Walking difficulty: 

Please see the key below for an explanation of the footprint symbols:

Very little walking involved	
Relaxed easy pace, mainly walking from coach to site	
Some walking between sites, good, flat walking surfaces	
Walking between sites, lots of standing for viewings	
On your feet all day, uneven terrain (cobble etc)	



Insurance

Although this is a UK holiday please note that, should you cancel your holiday, the amount paid is non-refundable. For this reason you may wish to take out insurance just in case an unforeseen event caused you to have to cancel the tour. As well as covering cancellations, your travel insurance will also cover your baggage and personal belongings in case they are lost or stolen.



Emergencies

Should an emergency arise, please call our offices on:

020 7251 0045

Outside office hours (Mon-Fri 0900-1700), telephone our emergency staff on:

07841 023807 or

020 7987 5910 or

07831 133079 or

PLEASE USE THESE NUMBERS ONLY IN THE EVENT OF A GENUINE EMERGENCY.

Travel Editions

3 Young's Buildings, London EC1V 9DB

Tel: 020 7251 0045

Email: tours@traveleditions.co.uk www.traveleditions.co.uk

PLEASE NOTE: THIS INFORMATION IS CORRECT AT THE TIME OF PRINTING. IT IS MEANT AS A GUIDE ONLY
AND WE CANNOT ACCEPT RESPONSIBILITY FOR ERRORS OR SUBSEQUENT CHANGES